



INTRODUCING THE NEXT LEVEL IN LUXURY.

With Celebrity Edge, we had the extraordinary opportunity to take our Suite Class experience to unbelievable new heights of luxury and indulgence—creating two exciting new suite categories and more than doubling the number of suites available.

Introducing our most luxurious and spacious suite in the fleet, our new Iconic Suites. As an Iconic Suite guest, your clients will feel like they're on top of the world—literally. Positioned high on top of the ship, above the bridge, the Iconic Suites offer sweeping, panoramic views from front to back. And we didn't stop there. Our second new suite category, the Edge Villas, introduces our guests to incredible indoor-outdoor, two-story luxury living—with direct access to The Retreat, The Retreat Sundeck, and The Retreat Pool, complete with The Retreat Pool Bar. The Retreat is an exclusive sanctuary for every Suite Class guest on board and, beyond its beautiful outdoor spaces, it includes The Retreat Lounge, and Luminae @The Retreat. All indulgent. All complimentary. All private and exclusive to all Suite Class guests.

For the most up-to-date suites and staterooms, visit celebrity.com.
For further assistance, visit cruisingpower.com.

Top clockwise: Edge Villas; Royal Suite; Sky Suite.

CELEBRITY EDGESM SUITE CLASS AMENITIES

AMENITIES

	ICONIC SUITES	EDGE VILLAS	PENTHOUSE SUITES	ROYAL SUITES	CELEBRITY SUITES	SKY SUITES
DINING						
Luminae @The Retreat - Exclusive restaurant serving complimentary breakfast, lunch*, and dinner	✓	✓	✓	✓	✓	✓
Full in-suite breakfast, lunch, and dinner service	✓	✓	✓	✓	✓	✓
SERVICES						
Personal butlers - To help with packing and unpacking, making dining reservations, spa appointments, and more	✓	✓	✓	✓	✓	✓
Onboard Destination Concierge	✓	✓	✓	✓	✓	✓
Priority check-in when boarding the ship	✓	✓	✓	✓	✓	✓
Priority embarkation in all ports of call	✓	✓	✓	✓	✓	✓
Priority debarkation	✓	✓	✓	✓	✓	✓
Reserved theater seating on evening chic nights	✓	✓	✓	✓	✓	✓
Complimentary laundry service	✓	✓	✓	✓	✓	✓
COMPLIMENTARY AMENITIES/EXPERIENCES						
Daily delivery of afternoon savories	✓	✓	✓	✓	✓	✓
Welcome bottle of Perrier Jouet	✓	✓	✓	✓	✓	✓
Welcome bottle of sparkling wine	✓	✓	✓	✓	✓	✓
Afternoon tea event hosted in The Retreat Lounge**	✓	✓	✓	✓	✓	✓
Premium luxury bath amenities	✓	✓	✓	✓	✓	✓
The Retreat - with private sundeck, pool, lounge, dedicated Concierge service, and unique food and beverage experiences	✓	✓	✓	✓	✓	✓
PREMIUM "ALL-IN" BENEFITS						
Complimentary premium beverage package	✓	✓	✓	✓	✓	✓
Unlimited complimentary specialty dining	✓	✓	✓	✓	✓	✓
Unlimited internet access	✓	✓	✓	✓	✓	✓
Complimentary mini bar of beer, soda, and water (replenished once daily)	✓	✓	✓	✓	✓	✓
Two complimentary bottles of alcohol with mixers	✓	✓	✓	✓	✓	✓

ADDITIONAL AMENITIES INCLUDE:

Service:

- Twice daily housekeeping service (makeup and turndown)
- Priority tenders service
- Our signature friendly, personalized service with a guest to staff ratio of nearly 2:1
- Complimentary 24-hour room service
- Expanded room service breakfast menu
- Complimentary beach towel service, shoeshine service, use of golf umbrella and binoculars

Dining:

- Main and specialty restaurant seating preferences

Amenities:

- Access to The Retreat, The Retreat Lounge, The Retreat Sundeck, The Retreat Pool, and The Retreat Pool Bar
- In-room high-tech Peloton® cycle available upon request.
- Daily delivery of delectable delights
- Flowers
- Complimentary specialty coffee (in suite)
- Pillow selection upon request
- Plush 100% cotton bathrobes
- Frette bath towels and linens

Suite features:

- Veranda with lounge seating
- Paini massaging showerhead
- Floor-to-ceiling sliding glass doors
- Sitting area with sofa
- King size bed convertible to two twin beds (except as noted)
- Celebrity's eXhale™ bedding featuring the Cashmere™ Mattress, plush duvets and pillows
- Some staterooms may have a trundle bed
- Dual voltage 110/220 AC
- Plentiful storage space in your bathroom and wardrobe
- Interactive Television system
- Individual safe
- Mini-fridge***

*Lunch only available on select days.

**In-suite afternoon tea service is available upon request.

***Additional charges may apply.

Services and amenities vary by suite category. Suite Class experience excludes the Galapagos Fleet.

IC

ICONIC SUITE

1,892 sq. ft.
veranda 689 sq. ft.

- The largest suite in our fleet
- Positioned high on top of the ship above the bridge, with sweeping panoramic views from front to back
- Two bedrooms and two full baths
- Celebrity's eXhale™ bedding featuring a King CashmereSM Mattress
- Dual sinks and separate full shower and whirlpool tub
- Private butler's pantry
- Surround sound system with 65" interactive TV
- Expansive outdoor space with private hot tub and covered, double daybed



EV

EDGEVILLAS

739 sq. ft.
veranda 211 sq. ft.

- Two-story luxury residences that seamlessly blend indoor and outdoor living
- Private terrace with three-foot-deep plunge pool and inviting lounge furniture
- Direct access to The Retreat
- Surround sound system with 55" interactive TV
- One bedroom and two full baths
- Celebrity's eXhale™ bedding featuring a King Cashmere Mattress
- Marble master bath with whirlpool tub
- Double washbasins



PS

PENTHOUSE SUITE

1,378 sq. ft.
veranda 197 sq. ft.

- Surround sound entertainment system with 65" interactive TV
- Two bedrooms and full second bath
- Celebrity's eXhale™ bedding featuring a King Cashmere Mattress
- Walk-in closets
- Master bath includes whirlpool tub with a view




RS

ROYAL SUITE

687 sq. ft.
veranda 72 sq. ft.

- Floor-to-ceiling sliding glass veranda door and window for maximum views
- Celebrity's eXhale™ bedding featuring a King Cashmere Mattress
- Walk-in closet
- Expansive open design walk-in shower
- Whirlpool soaking tub
- 55" interactive TV



CS

CELEBRITY SUITE

401 sq. ft.
veranda 100 sq. ft.

- Surround sound entertainment system with 50" interactive TV
- Veranda with lounge seating
- Celebrity's eXhale™ bedding featuring a King Cashmere Mattress
- Mini-fridge
- Split bathroom with dual access
- Tub with shower and sink compartment with direct access from the bedroom
- WC with sink compartment with access from the entrance area
- The two compartments have a connecting door, to accommodate dual use
- Living room coffee table with raising top for in suite dining




S1 S2 S3

SKY SUITE

313 sq. ft.
veranda 163 sq. ft.

- Celebrity's eXhale™ bedding featuring a King Cashmere Mattress
- Veranda with lounge seating
- Mini-fridge




CONNECTING STATEROOMS: If you're traveling with your family and/or friends, you should consider our convenient adjoining staterooms.

All images of Celebrity Edge are artistic renderings based on current development concepts, which are subject to change without notice. Furniture configuration shown may vary in staterooms with third- and fourth-guest capacity. All measurements are approximate.

* Some suites and staterooms are accessible for wheelchair users and other guests with disabilities. They include roll-in showers, grab bars, and other accessible features. Please see the specific ship deck plans for the locations of all wheelchair accessible suites. For more details, visit celebrity.com/accessiblestaterooms.

For the most up-to-date suites and staterooms, visit celebrity.com.
For further assistance, visit cruisingpower.com.



ERASING THE BOUNDARIES BETWEEN INSIDE AND OUTSIDE LIVING SPACE.

Brilliant innovations give your clients open air access to the sea, whenever they wish. The latest technology lets them precisely adjust nearly every comfort feature in their stateroom. Reimagined spaces feature larger living areas, bigger bathrooms, and a king-size bed in 99% of our rooms—an industry first for premium cruise lines—featuring our Celebrity's eXhale™ bedding with Cashmere™ Mattress.

With the widest range of staterooms in the Celebrity fleet, there's a room on Celebrity Edge perfect for your clients' vacation needs. From our new Single Staterooms—designed for modern travelers who love to explore the world on their own—to our Concierge Class and AquaClass® Staterooms with Infinite Veranda™, and with 178 possible options of connecting staterooms, it's easier than ever for families and friends to get together and get away in modern luxury.

For the most up-to-date suites and staterooms, visit celebrity.com.
For further assistance, visit cruisingpower.com.

Top clockwise: The Zen Garden; relaxing in an AquaClass Stateroom; Edge Stateroom with Infinite Veranda™.

CELEBRITY EDGE™ STATEROOM AMENITIES

AQUACLASS® STATEROOMS WITH INFINITE VERANDA™

Includes most Concierge Class & stateroom amenities plus:

Service:

- Special invitation to a VIP tour of the spa on embarkation day

Dining:

- Specialty restaurant, Blu, created just for AquaClass guests, serving complimentary, healthy continental breakfast daily, and an unforgettable contemporary dinner nightly

Amenities:

- Aromatherapy diffuser
- Welcome bottled water (upon arrival)
- Daily delivery of flavored tea

Stateroom features:

- Bossini Rain Shower and Water Fall Shower, with body spray functions.
- Double occupancy
- Centrally located to all amenities
- Free, unlimited access to the SEA Thermal Suite with heated tile loungers
- Close access to Blu

CONCIERGE CLASS STATEROOMS WITH INFINITE VERANDA

Includes all stateroom amenities plus:

Service:

- Expanded room service breakfast menu
- Personalized Concierge service
- Priority check-in
- Enhanced room service breakfast menu
- Exclusive Destination Seminar
- Complimentary shoeshine service

Amenities:

- Welcome sparkling wine
- Daily delectable delights
- Pillow selection upon request
- Use of golf umbrella and binoculars
- Celebrity tote bag
- Celebrity embossed keyholder

Stateroom features:

- Floor-to-ceiling sliding glass doors
- Sitting area with sofa
- Veranda with lounge seating

Dining:

- Main and specialty restaurant seating time preferences
- Exclusive embarkation day lunch

STATEROOM AMENITIES

Service:

- Our signature friendly, personalized service with a guest to staff ratio of nearly 2:1
- Twice daily housekeeping service (makeup and turndown)
- 24-hour room service*
- Fresh ice delivered to stateroom upon request
- 100% cotton bathrobes
- Laundry service**
- Complimentary beach towel service

Amenities:

- Four pillows in every stateroom
- Plush 100% cotton bathrobes, slippers and towels
- Hair dryer
- Custom blended bath products (shampoo, conditioner, lotion, shower cap and soap, cotton balls, and cotton swabs)

Stateroom features:


- Celebrity's eXhale™ bedding featuring king sized Cashmere Mattress, plush duvets and pillows, and 100% cotton linens (except our 16 new Edge Single Staterooms with Infinite Veranda—they feature queen-sized beds)
- Two lower double beds convertible to King (except as noted)
- Interactive Television system
- Paini showerhead
- Some staterooms may have a trundle bed
- Dual voltage 110/220 AC
- Plentiful storage space in your bathroom and wardrobe
- Individual safe
- Mini-fridge**

CONNECTING STATEROOMS: If you're traveling with your family and/or friends, you should consider our convenient adjoining staterooms.

*There is a late night service fee of \$4.95 between 11PM-6AM. **Additional charges apply.


A1 A2

AQUAClass[®] STATEROOM
WITH INFINITE VERANDA
202 sq. ft.
veranda 42 sq. ft.



C1 C2 C3

CONCIERGE CLASS STATEROOM
WITH INFINITE VERANDA
202 sq. ft.
veranda 42 sq. ft.



E1 E2 E3 E4

EDGE STATEROOM WITH
INFINITE VERANDASM
202 sq. ft.
veranda 42 sq. ft.



ES

EDGE SINGLE STATEROOM WITH
INFINITE VERANDASM
131 sq. ft.
veranda 45 sq. ft.



SV SUNSET VERANDA LOCATED AFT OF SHIP.

SUNSET VERANDA STATEROOM
228 sq. ft.
veranda 89 sq. ft.



1A 1B

DELUXE OCEAN VIEW STATEROOM
WITH VERANDA
202 sq. ft.
veranda 40 sq. ft.



PO

PANORAMIC OCEAN VIEW STATEROOM
212 sq. ft.



6

DELUXE OCEAN VIEW STATEROOM
242 sq. ft.



7 8

OCEAN VIEW STATEROOM
200 sq. ft.



9 10 11

DELUXE INSIDE STATEROOM
202 sq. ft.



12

INSIDE STATEROOM
181 sq. ft.



CF

CELEBRITY FAMILY SUITE
Combination of Celebrity Suite and Concierge Class
Available seasonally
602 sq. ft.
veranda 142 sq. ft.

SF

SKY FAMILY SUITE
Combination of Sky Suite and Sunset Veranda
Available seasonally
541 sq. ft.
veranda 242 sq. ft.

CONNECTING STATEROOMS: If you're traveling with your family and/or friends, you should consider our convenient adjoining staterooms.

All images of Celebrity Edge are artistic renderings based on current development concepts, which are subject to change without notice. Furniture configuration shown may vary in staterooms with third- and fourth-guest capacity. All measurements are approximate.

*Some suites and staterooms are accessible for wheelchair users and other guests with disabilities. They include roll-in showers, grab bars, and other accessible features. Please see the specific ship deck plans for the locations of all wheelchair accessible suites. For more details, visit celebrity.com/accessiblestaterooms.

For the most up-to-date suites and staterooms, visit celebrity.com.
For further assistance, visit cruisingpower.com.